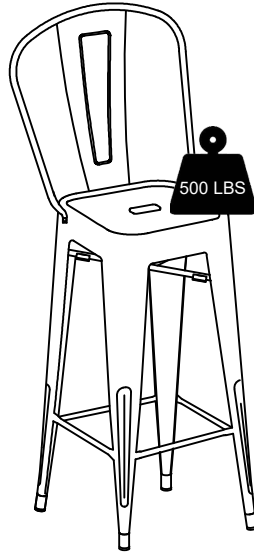


Thank you for your purchase!



24" or 30" High Metal Indoor-Outdoor Barstool with Back

ASSEMBLY INSTRUCTIONS

Before You Begin:

Please identify all component parts and hardware pieces required before you begin. Carefully remove all of the components from the packaging and set aside for assembly. Assemble on a soft surface to prevent scratching during assembly.

Caution:

Tighten all components securely before use. Failure to do so may result in personal injury. DO NOT use any sharp objects to open plastic wrapped components as damage to product or components may result.

Warning:

CHOKING HAZARD - Small Parts. Adult Assembly Required.

DO NOT ALLOW CHILDREN TO CLIMB ON FURNITURE

Serious or fatal injuries can occur from furniture tipping over. You must install Tipping Restraint Hardware (where included) to help prevent the unit from tipping and causing accidental injury, instability, death or damage. The tipping restraint is intended only as a safety measure, it is not a substitute for proper adult supervision.

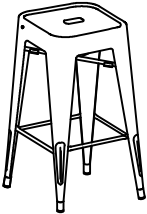
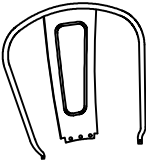


To help prevent furniture from tipping over it must be permanently attached to the wall. Anti-Tip Safety Wall Straps suitable for the unit weight and wall materials (if not included) should be purchased and installed.

.....

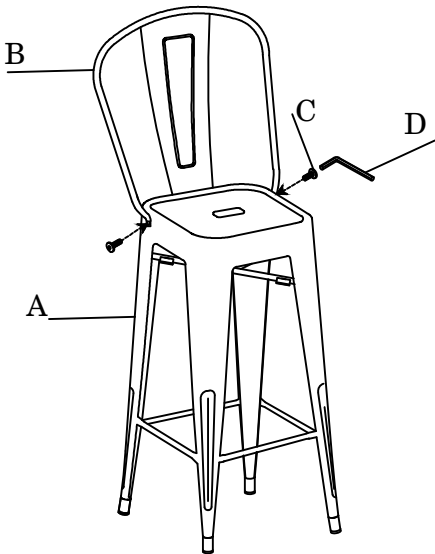
Customer Service Email: CustomerExperience@theubiquegroup.com | Phone: 866-552-2810

889142013570 / 889142013624 / 889142013655 / 889142013594 / 889142013617 / 889142013600 / 889142013587
889142013648 / 889142013662 / 889142013716 / 889142013747 / 889142013723 / 889142013686 / 889142013709
889142013693 / 889142013679 889142013730

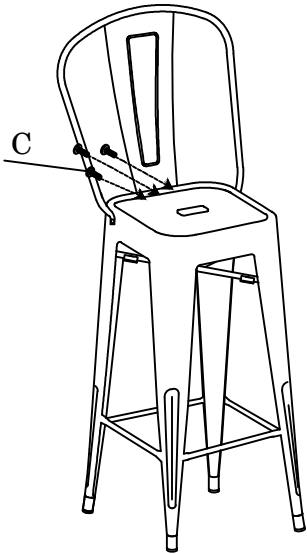
PARTS:

Parts List			
A	B	C	D
			
Seat Frame 1PC	Backrest 1PC	Bolts 5PCS	Allen Wrench 1PC

STEP 1:



STEP 2:



QUALITY AND SAFETY GUIDELINES

- Please follow the static and dynamic weight capacity limits provided on this item. If you are unsure of the weight capacities for this product, email us at customerexperience@theubiquegroup.com or call 866-552-2810.
- Please use this item on a stable, level surface only. All chair legs should contact the flooring surface when in use. Do not use this item if any instability is detected.
- Please take care to keep the chair stationary when lowering yourself into a seated position in this chair.
- For maintenance instructions and replacement parts, please email us at customerexperience@theubiquegroup.com or call 866-552-2810.
- This item is intended for sitting only, do not climb or stand on this item.
- This chair is not intended for significantly reclined positions. To prevent accidental tipping, do not use excessive force when pushing backward or leaning forward while seated.
- Please periodically check all screws and tighten as necessary.
- For product longevity, product safety and product integrity, protect from extended periods of wet weather and store indoors in a dry location.
- Please visit www.theubiquegroup.com for our product warranty details or email us at customerexperience@theubiquegroup.com or call 866-552-2810.