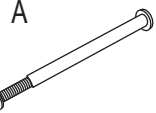
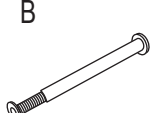

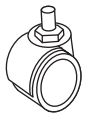
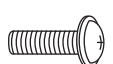



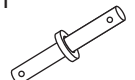

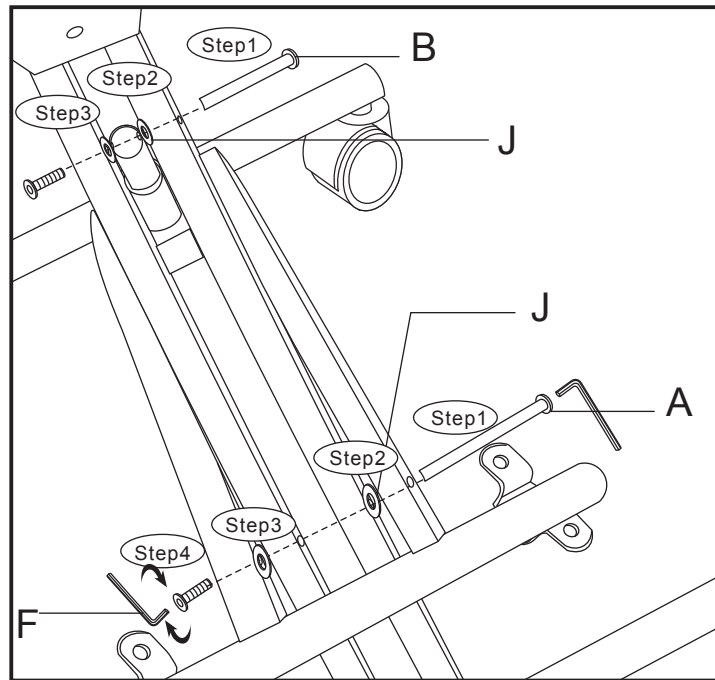
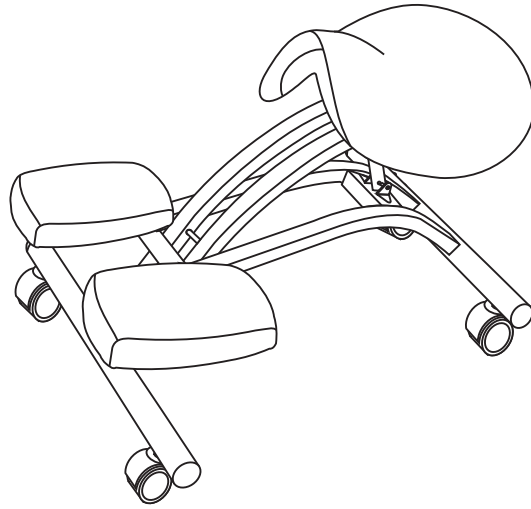


# Model 1421

## Assembly Instructions

### Parts Listing

- |   |   |
|---|---|
| A   | B   |
|    |    |
| 1PC   | 1PC   |
| C   | D   |
|    |    |
| 1PC   | 4PCS  |
| E   | F   |
|    |    |
| 7PCS  | 2PCS  |
| G   | H   |
|  |   |
| 7PCS  | 1PC   |
| I   | J   |
|  |  |
| (Adjustable)<br>1PC   | 4PCS  |



#### ASSEMBLY NOTES:

During assembly, hand tighten screws only. When all screws are in place, you may then tighten all screws completely.

**CAUTION:** 1. Do not use this chair as a step ladder.

2. Check for loose screws and tighten them every 6 months.

3. Weight Capacity 200 lbs.

