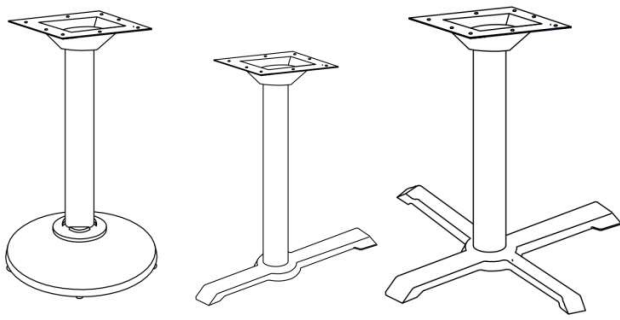


Thank you for your purchase!



**Restaurant Table X-Base, T-Base, or
Round-Base with 3" or 4"Diameters and
Table Height or Bar Height Columns**

ASSEMBLY INSTRUCTIONS

Before You Begin:

Please identify all component parts and hardware pieces required before you begin. Carefully remove all of the components from the packaging and set aside for assembly. Assemble on a soft surface to prevent scratching during assembly.

Caution:

Tighten all components securely before use. Failure to do so may result in personal injury. DO NOT use any sharp objects to open plastic wrapped components as damage to product or components may result.

Warning:

CHOKING HAZARD - Small Parts. Adult Assembly Required.

Injury may result from tipping furniture. You must install the Tipping Restraint Hardware with the unit to prevent the unit from tipping and causing any accidental injury, instability, death or damage. The tipping restraint is intended only as a safety measure, it is not a substitute for proper adult supervision.

This tipping restraint is not an earthquake restraint. If you wish to add the extra security of earthquake restraints, they must be purchased and installed separately.

Serious or fatal crushing injuries can occur from furniture tipping over. To prevent furniture from tipping over it must be permanently fixed to the wall. Fixing devices for the wall are not included since different wall materials require different types of fixing devices. Use fixing devices suitable for the walls in your home.

Failure to detach this restraint before moving furniture may result in injury or damage.

DO NOT ALLOW CHILDREN TO CLIMB ON FURNITURE

Customer Service Email:customerexperience@theubiquegroup.com | **phone: 866-552-2810**

XU-T0522-GG/XU-T0522-BAR-GG/XU-T2222-GG/XU-T2222-BAR-GG
XU-T2430-GG/XU-T2430-BAR-GG/XU-T3030-GG/XU-T3030-BAR-GG
XU-T3333-GG/XU-T3333-BAR-GG/XU-TR18-GG/XU-TR18-BAR-GG
XU-TR24-GG/XU-TR24-BAR-GG



Congratulations!

You just purchased a piece of happiness. At Ubique Group, we believe you can transform your spaces into the most inspired places with furnishings that are the perfect combination of form, function and style. As original innovators of online furniture retail, we offer the best selection of popular, contemporary styles at cool, comfortable prices. And, with decades of proven shipping and packaging expertise, our Extended Quality Checklist ensures a rewarding, hassle-free experience time and time again. It's just what you need to bring your vision to life.

Thank you & Enjoy!!
your friends at Ubique Group



LIKE IT!

*Share it on social
& Tell a friend!
#Spaces2Places*



LOVE IT!

*Write an online
product review
where purchased*



NOT SURE?

*Let us help!
Contact our
customer support.*

Have a question, concern or simply need a hand? Your satisfaction is our top priority. Contact us at 866-552-2810 or customerexperience@theubiquegroup.com. We're here to help!

Browse Our Branded Collections

There's something for everyone inside our family of brands.



MERRICK | LANE

Taylor & Logan

Emma+Oliver®



BlackArc®

Visit www.theubiquegroup.com/brands or scan this code.





We pride ourselves on providing an excellent customer experience starting right here with your package and instructions. Everything you need should be right where you need it, so you can get to enjoying your new item ASAP. But despite our best efforts, sometimes "slips happen." If you need any support, from replacement parts to recommendations, please reach out to our wonderful customer support team at 866-552-2810 or customerexperience@theubiquegroup.com. We're here to help!

EVERY UBIQUE GROUP PRODUCT




Quality &
Durability Tested



Packaged
with Care



Shipped from
our U.S. Facility



Designed
for Easy
Assembly

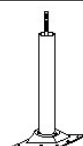
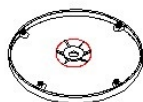
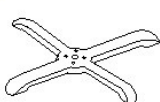
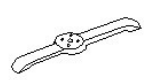





Ethically
Sourced

Please visit <https://www.theubiquegroup.com/warranty> for complete warranty information.

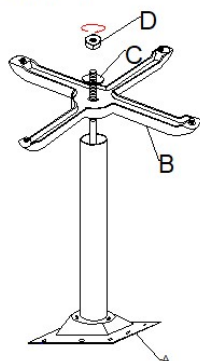
Read this manual before using this product. Failure to follow the instructions and safety precautions in this manual can result in serious injury or death. Keep this manual in a safe location for future reference.

PARTS

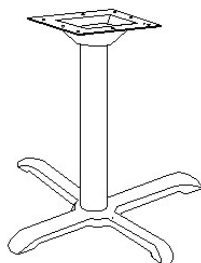
Part List						
A  Column 1PC 2PCS for T base	B  Round Floor Base 1PC	B  Cross Floor Base 1PC	B  T Floor Base 2PCS	C  Flat Washer Q12 1PC 2PCS for T base	D  Nut M12 1PC 2PCS for T base	E  Bolt M5*25 8PCS 16PCS for T base
Option 1		Option 2		Option 3		

STEP 1

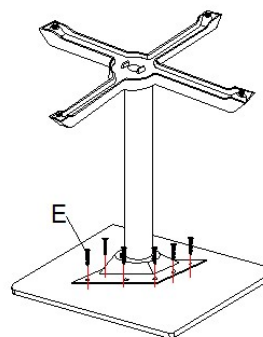
STEP 1



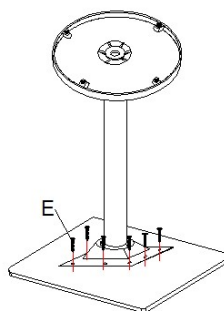
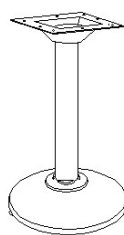
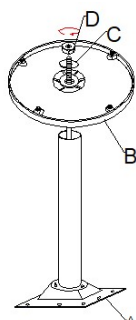
STEP 2



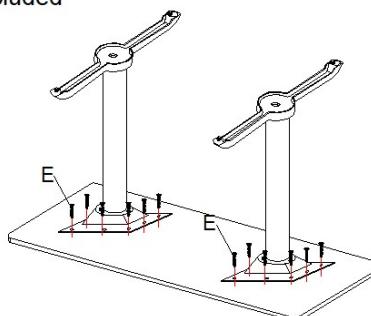
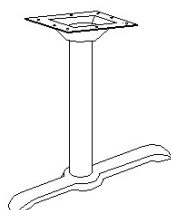
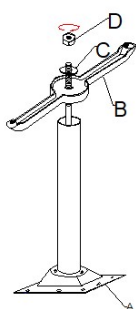
STEP 3



Note: "X" shape and round bases should be centered in the middle of the underside of the table top while the two T-bases should be attached on the left and right undersides of the table top.



Note: Table top for illustration purposes only, not included



Thank you for your purchase!

Quality and Safety Guidelines:

- Please follow the static and dynamic weight capacity limits provided on this item. If you are unsure of the weight capacities for this product.
- Please use this item on a stable, level surface only. All Parts of the base should contact the flooring surface when in use. Do not use this item if any instability is detected.
- For maintenance instructions and replacement parts, please email us at customerexperience@theubiquegroup.com or call 866-552-2810.
- This item is intended for use with a table only, do not climb, stand or sit on this item.
- For product longevity, product safety and product integrity, protect from extended periods of wet weather and store indoors in a dry location.
- For additional storage instructions, please email us at customerexperience@theubiquegroup.com or call 866-552-2810.
- Please visit <http://www.theubiquegroup.com> for our product warranty details or email us at customerexperience@theubiquegroup.com or call 866-552-2810

.....